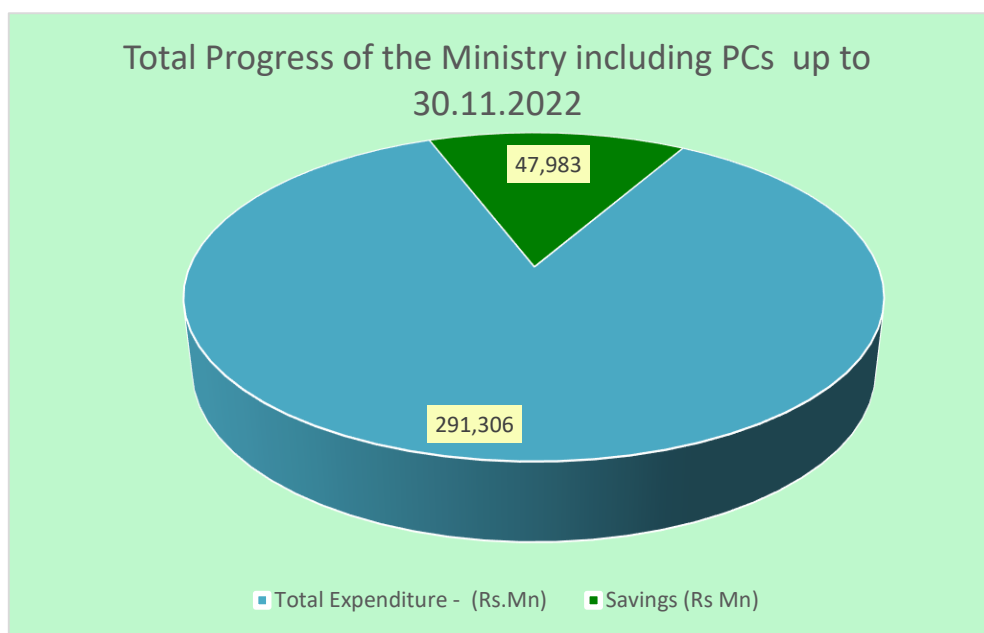


# Ministry of Public Administration, Home Affairs, Provincial Councils and Local Government

## Financial Progress up to 30.11.2022

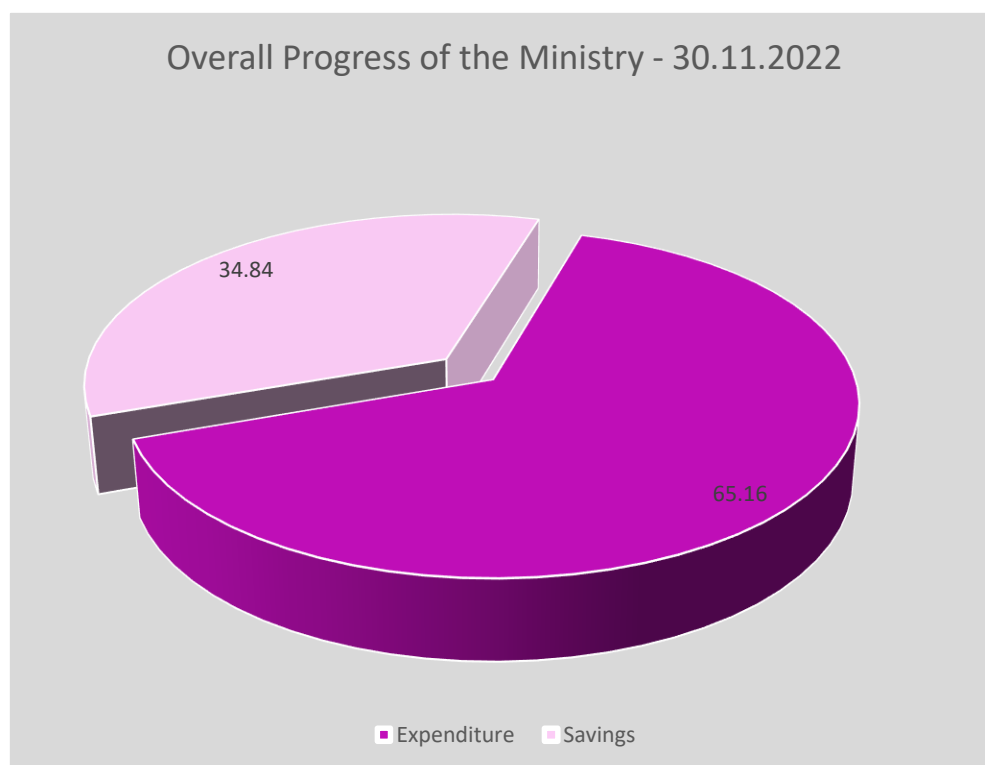
### 1. Total Financial Progress of the Ministry

	Rs.Mn	
	Provision	Expenditure
Operational	310	225
Local Projects	1,279	645
Foreign Projects	25,394	16.711
Provincial Councils	312,306	273.724
	<b>339,289</b>	<b>291,306</b>



## 2. Financial Progress of the Ministry up to 30.11.2022

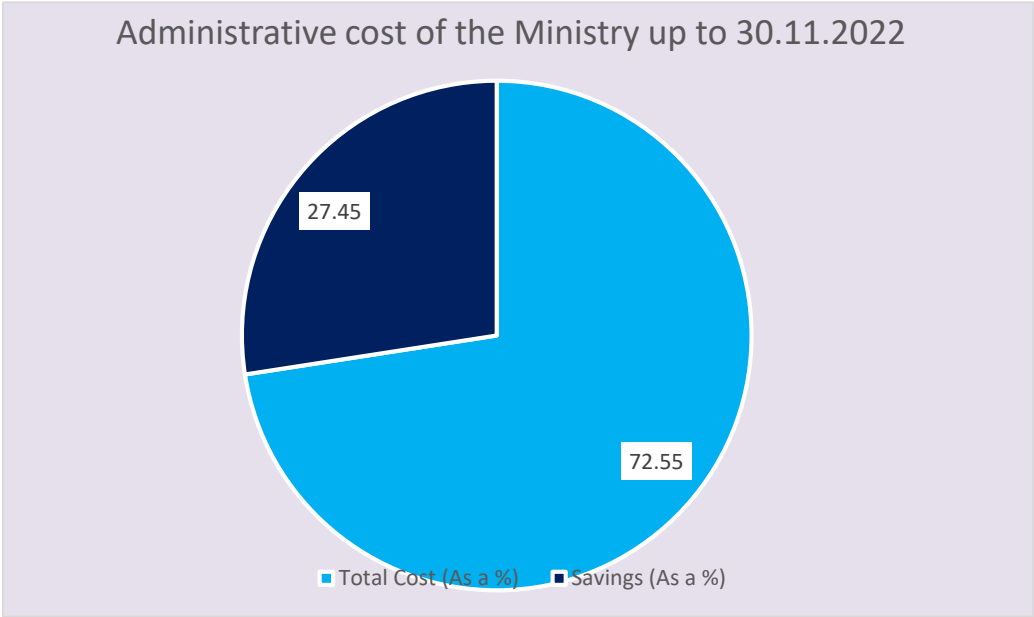
	Provision	Expenditure	Savings
Operational	310.20	225.06	85.14
Local Projects	1,279.00	645.48	633.52
Foreign Projects	25,393.80	16,710.58	8,683.22
<b>Total</b>	<b>26,983.00</b>	<b>17518.12,</b>	<b>9,401.81</b>
		<b>Expenditure</b>	<b>Savings</b>
As a %		65.16	34.84



### 3. Progress of the Administrative Expenses

Rs.Mn

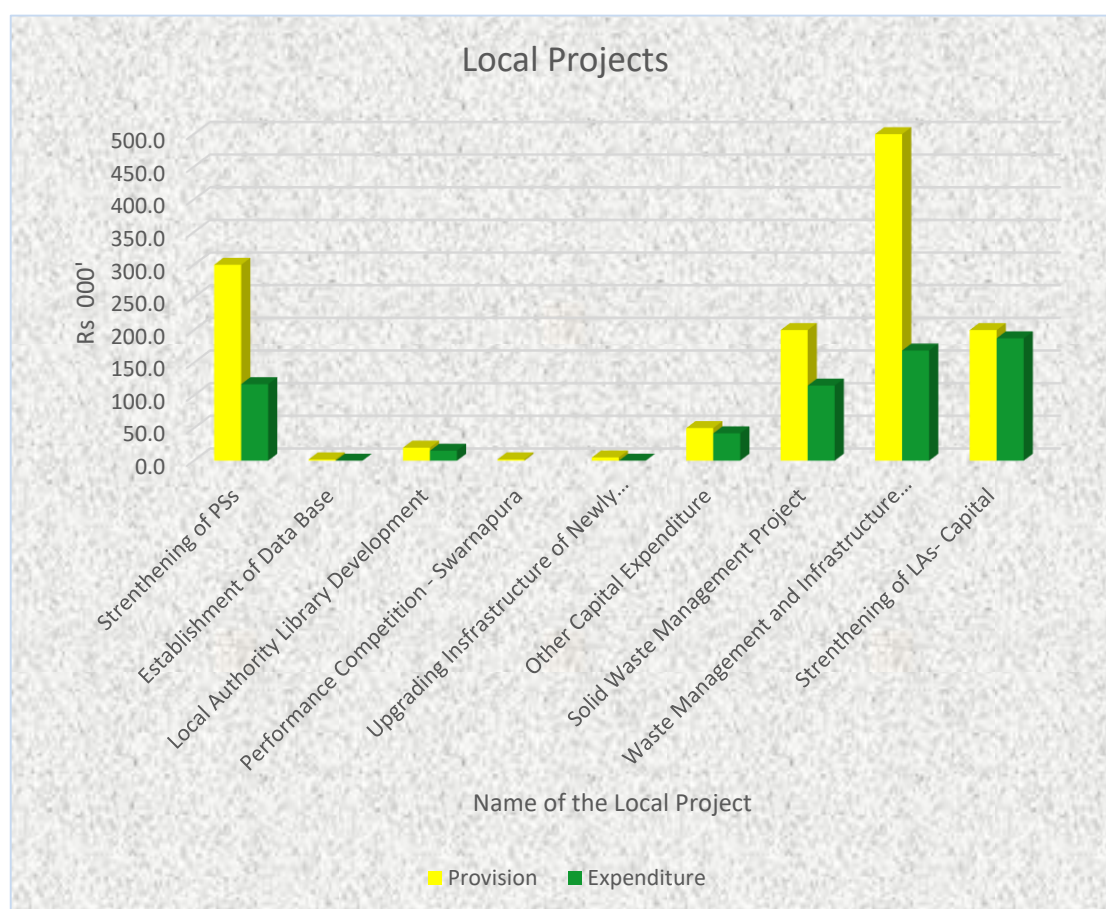
	Total Provision	Total Expenditure	Savings
Administrative Cost	310	225	85
As a %		<b>72.55</b>	<b>27.45</b>



#### 4. Financial Progress of the Local Projects as at 30.11. 2022

Rs.Mn

Name of the Project	Provision	Expenditure	% of Expenditure
Strengthening of PSs	300.0	117.2	38.0%
Establishment of Data Base	2.0	0.0	0.0%
Local Authority Library Development	20.0	15.3	76.7%
Performance Competition - Swarnapura	2.0	0.0	0.0%
Upgrading Infrastructure of Newly established LAs	5.0	0.0	0.0%
Other Capital Expenditure	50.0	41.9	83.8%
Solid Waste Management Project	200.0	115.0	57.5%
Strengthening of LAs- Capital	200.0	187.4	93.7%
Waste Management and Infrastructure Development in Pradeshiya Sabah	500.0	168.7	33.7%
<b>Total</b>	<b>1,279.0</b>	<b>645.5</b>	
<b>Expenditure as a %</b>		<b>50.47</b>	

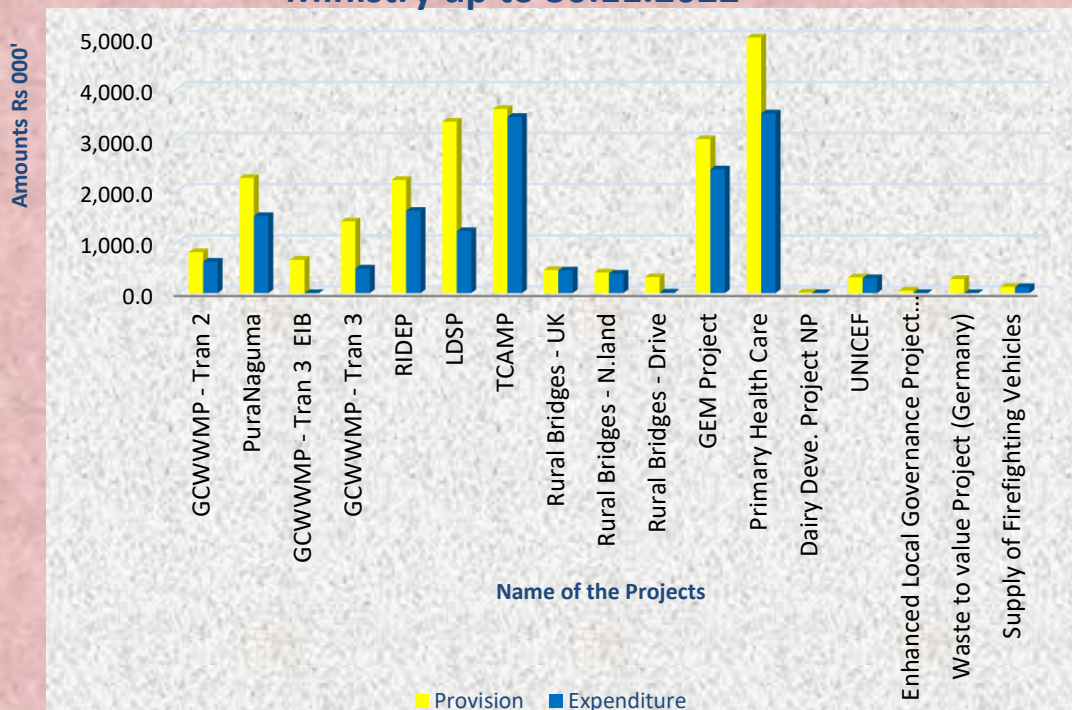


## 5. Progress of Foreign Funded Projects- 30.11.2022

Rs.Mn.

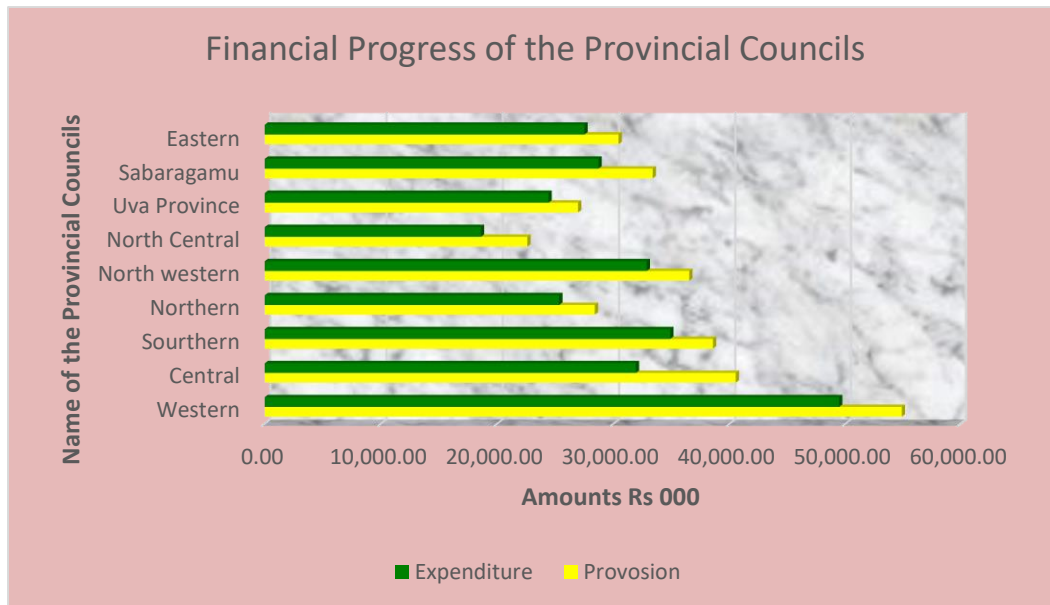
Name of the Project	Provision	Expenditure
GCWWMP	1,200.0	689.6
GCWWMP - Tran 2	800.0	612.4
PuraNaguma	2,250.0	1,505.0
GCWWMP - Tran 3 EIB	650.0	00
GCWWMP - Tran 3	1,400.0	480.7
RIDEP	2,210.0	1,605.7
LDSP	3,350.0	1,210.0
TCAMP	3,600.0	3,444.2
Rural Bridges - UK	450.0	442.4
Rural Bridges - N.land	400.0	378.8
Rural Bridges - Drive	312.0	8.6
GEM Project	3,010.0	2,416.6
Primary Health Care	5,000.0	3,510.9
Dairy Deve. Project NP	10.0	00
UNICEF	306.8	290.0
Enhanced Local Governance Project (UNDP)	50.0	00
Waste to value Project (Germany)	275.0	00
Supply of Firefighting Vehicles	120.0	115.8
<b>Total</b>	<b>25,393.8</b>	<b>16,710.6</b>
<b>Progress as a %</b>		<b>65.81</b>

### Progress of Foreign Funded Projects of the Ministry up to 30.11.2022



## 6. Financial Progress of the Provincial Councils up to 30.11.2022

Provincial Council	Rs. Mn.	
	Provision	Expenditure
Western	54,905.00	49,453.88
Central	40,527.00	31,928.07
Southern	38,566.00	34,887.96
Northern	28,400.00	25,342.22
North western	36,526.00	32,868.70
North Central	22,601.00	18,598.80
Uva Province	26,958.00	24,419.32
Sabaragamuwa	33,380.00	28,718.34
Eastern	30,443.00	27,507.14
<b>total</b>	<b>312,306.00</b>	<b>273,724</b>



*Thank you*

-