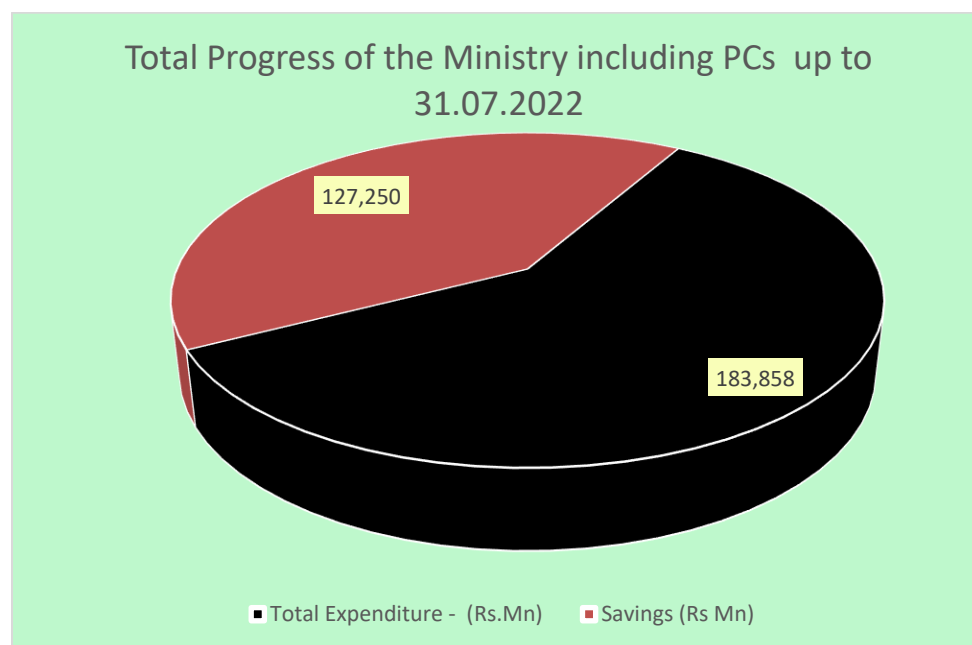


# State Ministry of Provincial Councils and Local Government

## Financial Progress up to 31.07.2022

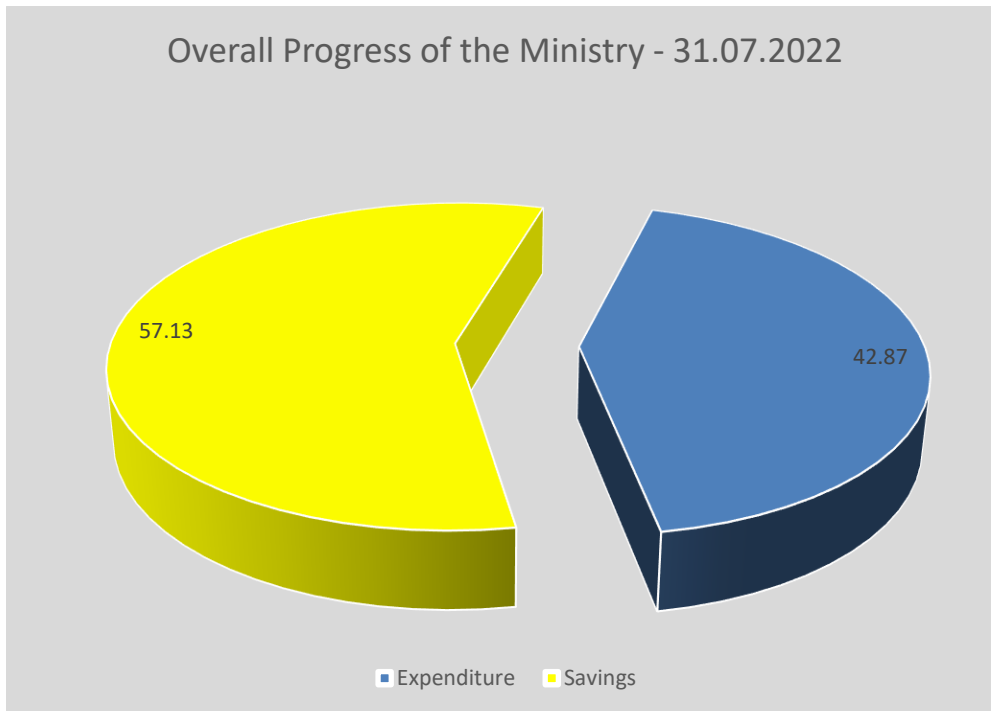
### 1. Total Financial Progress of the Ministry

	Provision	Expenditure
Operational	352	167
Local Projects	800	296
Foreign Projects	21,956	9,443
Provincial Councils	288,000	173,953
	<b>311,108</b>	<b>183,858</b>



## 2. Financial Progress of the Ministry up to 31.07.2022

	Provision Mn.	Expenditure Mn.	Savings Mn.
Operational	352	167	185
Local Projects	800	296	504
Foreign Projects	21,956	9,443	12,514
<b>Total</b>	<b>23,108</b>	<b>9,905</b>	<b>13,203</b>
		<b>Expenditure</b>	<b>Savings</b>
As a %		42.87	57.13

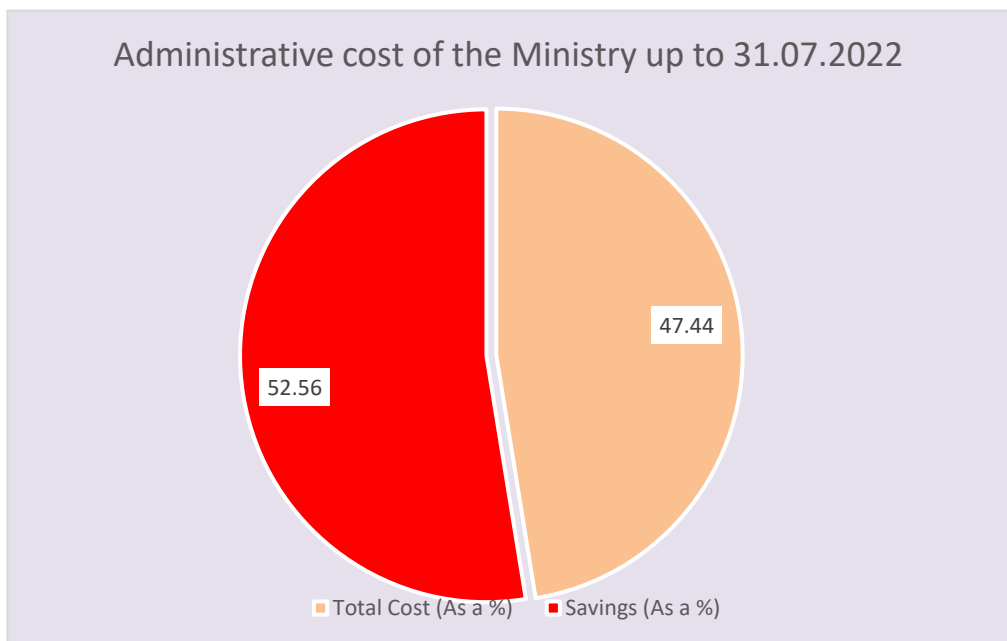


### 3. Progress of the Administrative Expenses

Mn.

	Total Provision (Rs)	Total Expenditure (Rs)	Savings (Rs)
Administrative Cost	352	167	185
As a %		47.44	52.56

Total Cost (As a %)	47.44	Savings (As a %)	52.56
---------------------	-------	------------------	-------



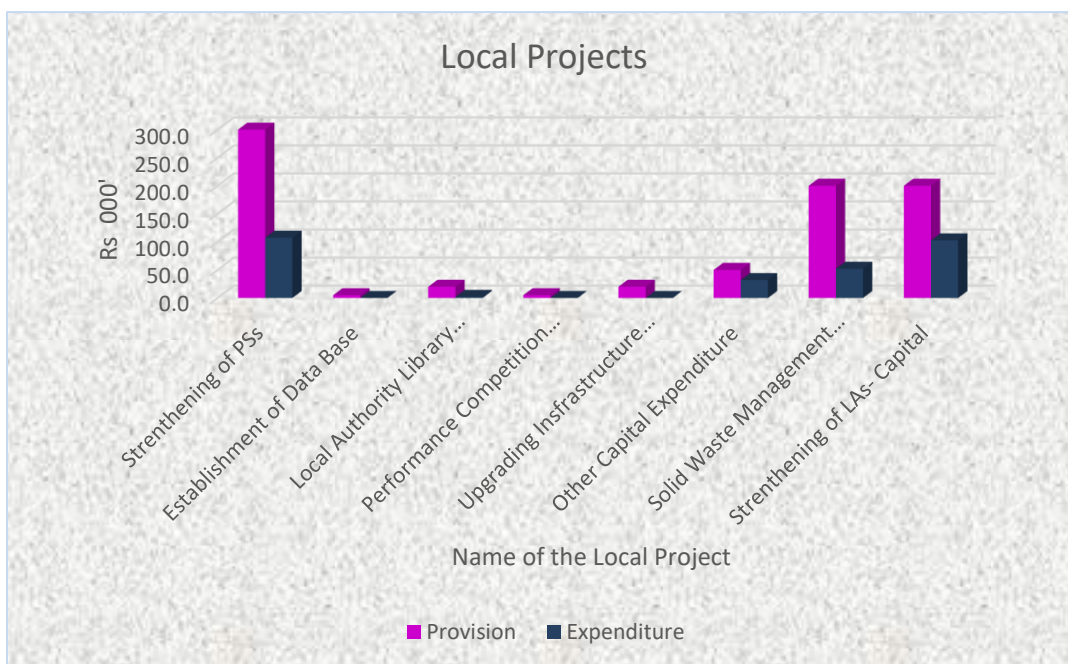
#### 4. Financial Progress of the Local Projects - 31.07.2022

Rs . Mn.

Name of the Project	Provision	Expenditure	% of Expenditure
Strengthening of PSs	300.0	107.4	35.8%
Establishment of Data Base	5.0	0.0	0.0%
Local Authority Library Development	20.0	1.8	9.0%
Performance Competition - Swarnapura	5.0	0.0	0.0%
Upgrading Infrastructure of Newly established LAs	20.0	0.0	0.0%
Other Capital Expenditure	50.0	31.9	63.8%
Solid Waste Management Project	200.0	52.1	26.1%
Strengthening of LAs- Capital	200.0	102.7	51.4%

**Total                                    800.0                                    295.9**

**Expenditure as a %                                    36.98**




## 5. Progress of Foreign Funded Projects

Rs.Mn.

Name of the Project	Provision	Expenditure
GCWWMP	992.0	388.1
GCWWMP - Tran 2	530.0	154.8
PuraNaguma	2,550.0	723.6
GCWWMP - Tran 3 EIB	650.0	0.0
GCWWMP - Tran 3	1,400.0	400.0
RIDEP	1,810.0	1,456.8
LDSP	1,245.0	1,192.5
TCAMP	3,000.0	2,296.3
Rural Bridges - UK	200.0	200.0
Rural Bridges - N.land	250.0	64.0
Rural Bridges - Drive	1,100.0	5.4
GEM Project	3,010.0	1,188.6
Primary Health Care	5,000.0	1,305.0
Dairy Deve. Project NP	10.0	0.0
UNICEF	104.0	67.4
Enhanced Local Governance Project (UNDP)	50.0	0.0
Waste to value Project (Germany)	55.0	0.0
<b>Total</b>	<b>21,956.0</b>	<b>9,442.5</b>
<b>Progress as a %</b>		<b>43.01</b>

### Progress of Foreign Funded Projects of the Ministry up to 31.07.2022



## 6. Financial Progress of the Provincial

## Councils upto 31.07.2022

	Rs. Mn.	
Provincial Council	Provosion	Expenditure
Western	50,008	31,682
Central	37,459	20,255
Sourthern	35,507	22,263
Northern	26,428	16,177
North western	33,542	20,938
North Central	20,979	11,398
Uva Province	24,902	15,530
Sabaragamu	30,955	18,220
Eastern	28,220	17,490

**Total** **288,000** **173,953**

