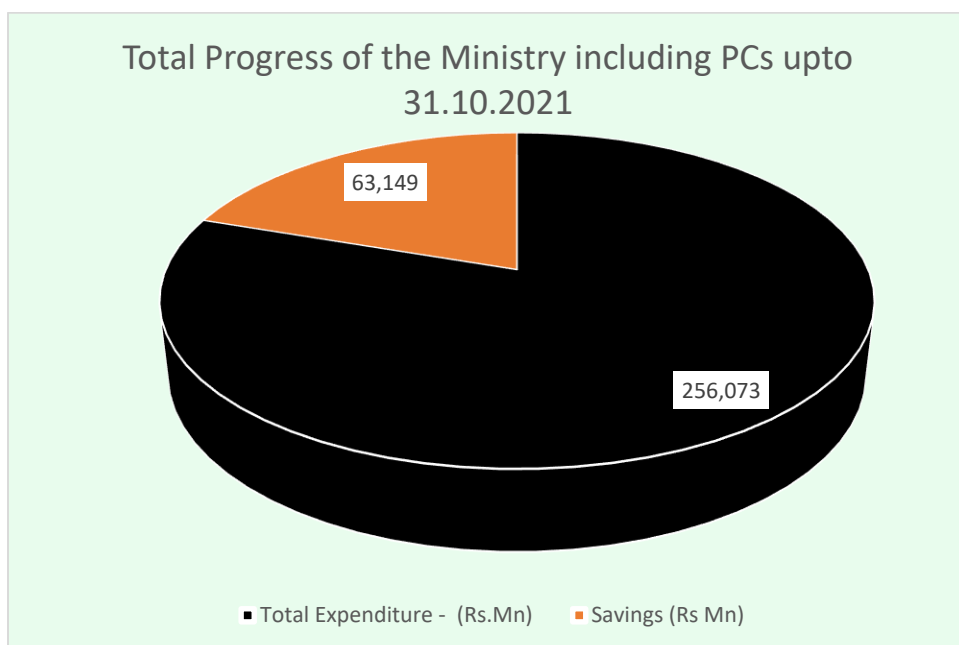


**STATE MINISTRY OF PROVINCIAL COUNCILS AND LOCAL
GOVERNMENT AFFAIRS**

FINANCIAL PROGRESS UP TO 31.10.2021

1. Total Progress of the Ministry including Provincial Councils

Rs Mn.	
Total Provision	Total Expenditure
319,222	256,073
Total Progress	80.22%



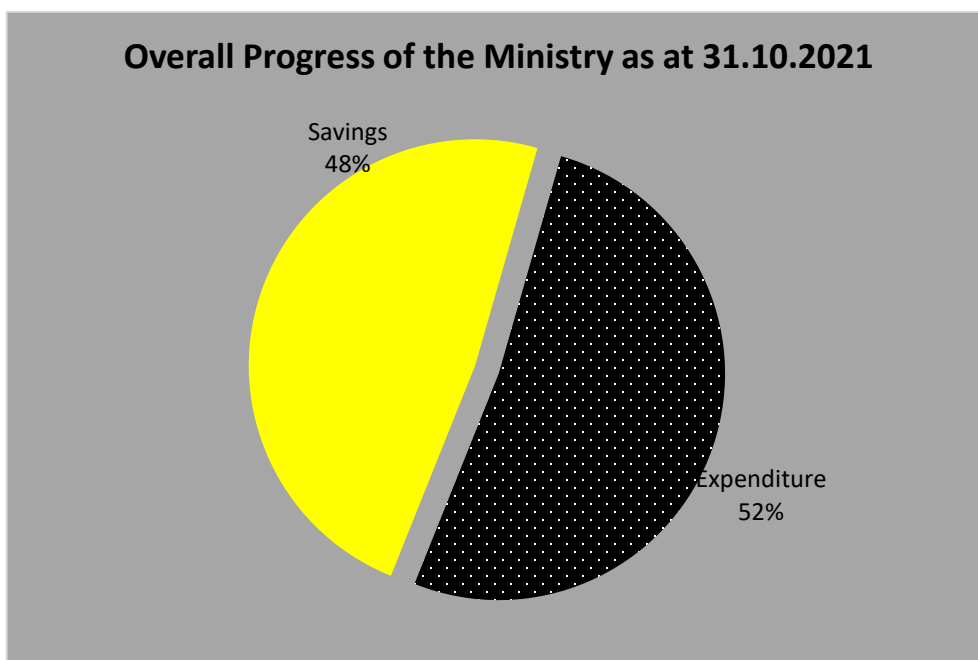
Finance Division

05.11.2021

Financial Progress of the Ministry up to 31.10.2021

Rs Mn.

Expenditure Category	Provisions	Expenditure	Savings
Operational	386	204	182
Local Projects	2,363	249	2,114
Foreign Projects	28,681	17,402	11,279
Budget Proposals	3,200	21	3,180
Total	34,630	17,876	16,754
		Expenditure	Savings
As a %		51.62	48.38



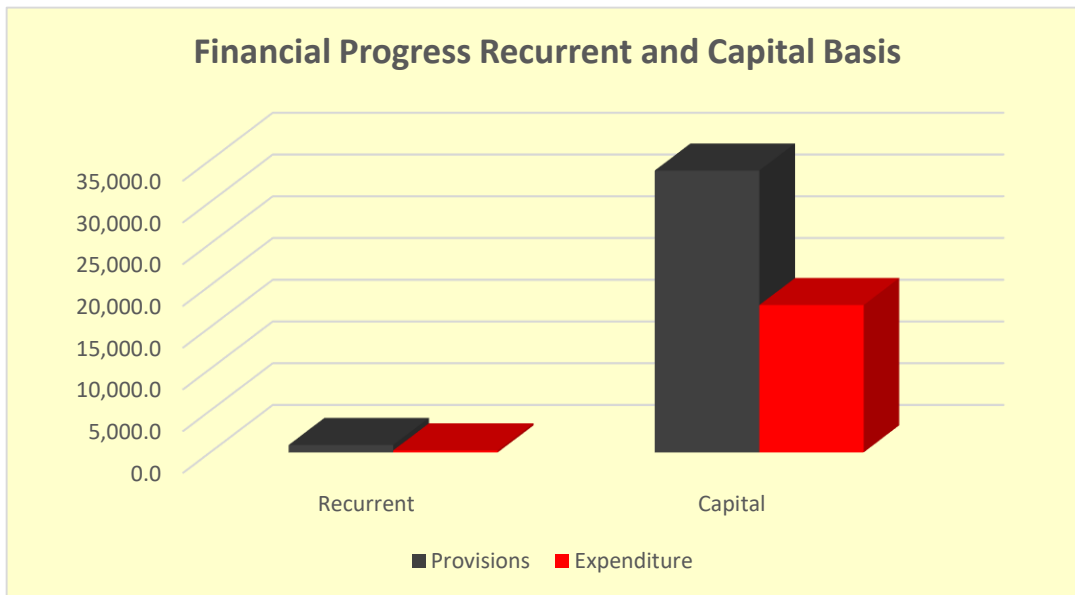
Finance Division

05.11.2021

Financial Progress of the Ministry - Recurrent and Capital Basis up to 31.10.2021

Rs.Mn.

Expenditure Category	Provisions	Expenditure	Expenditure as a %
Recurrent	876.0	234.01	26.71
Capital	33,754.5	17,642.14	52.27
Total Budget	34,630.5	17,876.2	51.62

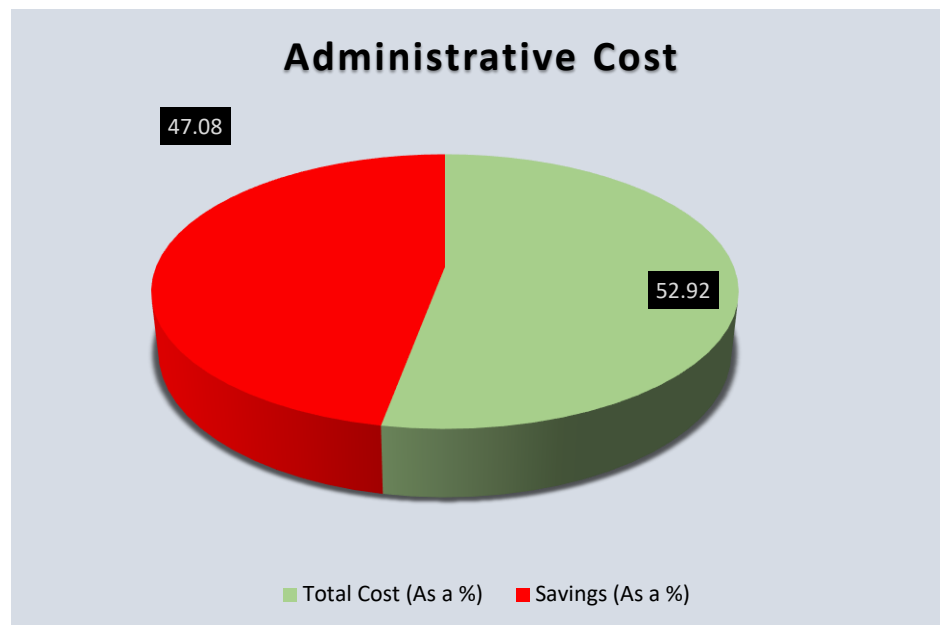


Finance Division

05.11.2021

Financial Progress of Administrative Cost up to 31.10.2021

	Total Provision	Total Cost	Savings
Administrative Cost	386	204	182
a %		52.92	47.08



Finance Division

05.11.2021

5. Financial Progress of the Local Projects up to 31.10.2021

Name of the Project	Rs . Mn.		
	Provision	Expenditure	% of Expenditure
Strengthening of PSSs	490.0	29.8	6.1%
Establishment of Data Base	10.0	0.0	0
Local Authority Library Development	44.5	2.1	4.7%
e -LG Project	1.0	0.0	0
Other Capital Expenditure	300.0	87.6	29.2%
Solid Waste Management Project	700.0	71.0	10.1%
Development of 1000km of Road length	17.4	11.6	66.7%
Strengthening of LAs- Capital	700.0	10.2	0
Public Library - Baticaloa MC	100.0	36.8	36.8%

Total

2,362.9

249.0

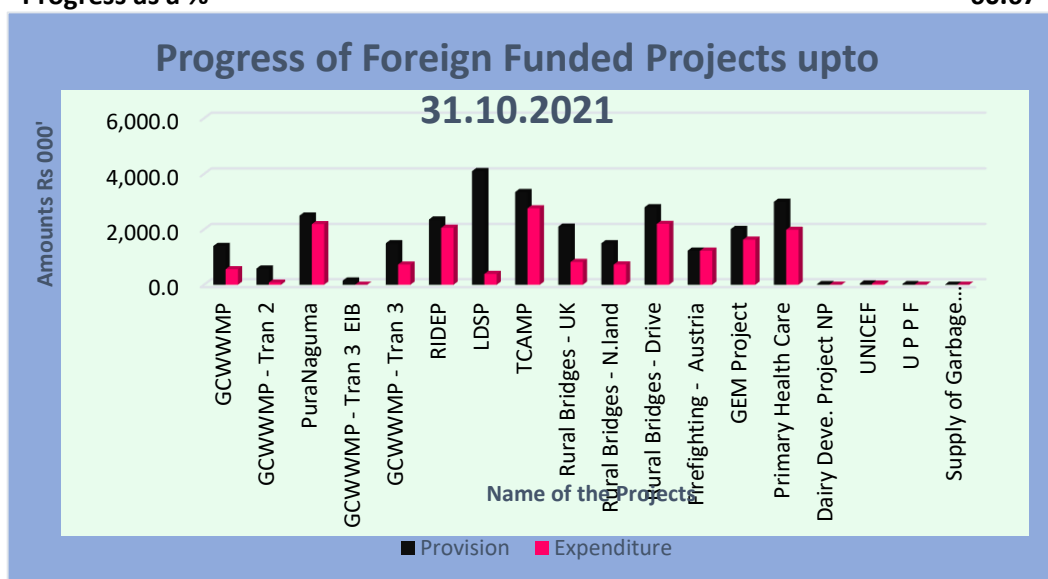


6. Progress of Foreign Funded Projects

Name of the Project	Provision (Rs Mn)	Expenditure (Rs Mn)
GCWWMP	1,400.0	559.6
GCWWMP - Tran 2	586.0	75.6
PuraNaguma	2,500.0	2,190.8
GCWWMP - Tran 3 EIB	150.0	0.0
GCWWMP - Tran 3	1,500.0	730.2
RIDEP	2,360.0	2,058.0
LDSP	4,100.0	389.0
TCAMP	3,350.0	2,762.1
Rural Bridges - UK	2,100.0	821.6
Rural Bridges - N.land	1,500.0	730.8
Rural Bridges - Drive	2,800.0	2,198.2
Firefighting - Austria	1,230.0	1,230.0
GEM Project	2,015.0	1,630.0
Primary Health Care	3,000.0	1,987.0
Dairy Deve. Project NP	21.5	0.0
UNICEF	44.0	39.3
U P P F	23.6	0.0
Supply of Garbage Compactors	1.0	0.0
Total	28,681.1	17,402.2

Progress as a %

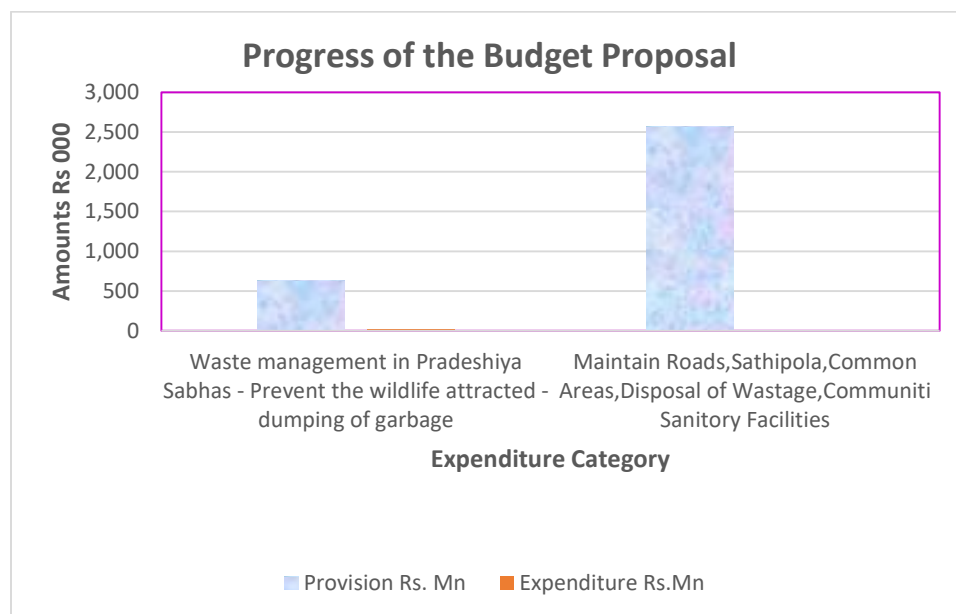
60.67



7. Progress of the Budget Proposal

Rs Mn.

Description	Provisions	Expenditure
Waste management in Pradeshiya Sabhas - Prevent the wildlife attracted - dumping of garbage	637	20.7
Maintain Roads, Sathipola, Common Areas, Disposal of Wastage, Community Sanitary Facilities	2,563	0



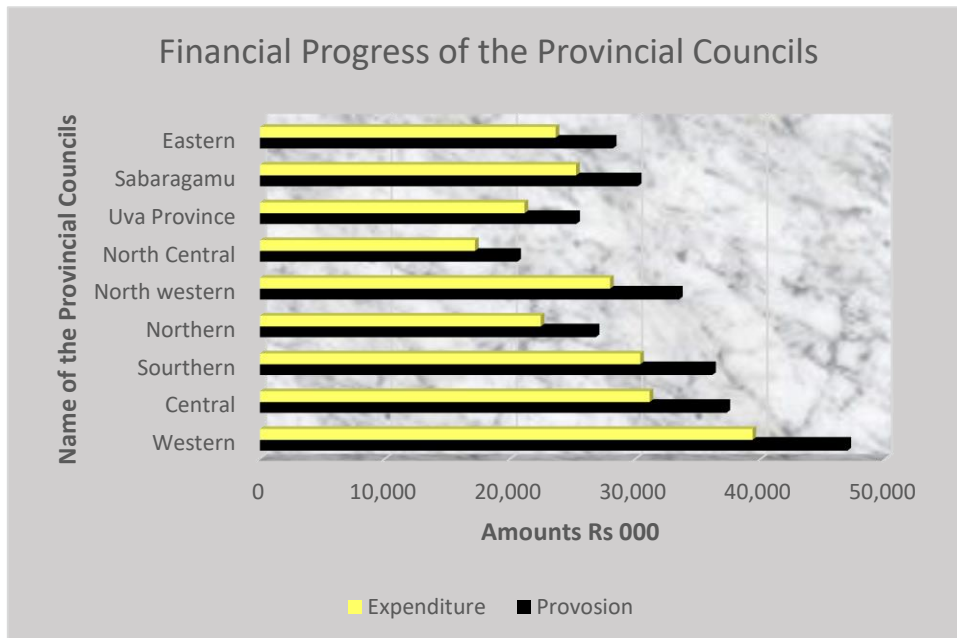
Finance Division

05.11.2021

8. Financial Progress of the Provincial Councils up to 31.10.2021

	Rs. Mn.	
Provincial Council	Provisions	Expenditure
Western	46,933	39,314
Central	37,229	31,097
Southern	36,091	30,347
Northern	26,799	22,409
North western	33,445	27,939
North Central	20,533	17,159
Uva Province	25,246	21,114
Sabaragamu	30,153	25,225
Eastern	28,163	23,593

Total	284,592	238,197
--------------	----------------	----------------



Finance Division
05.11.2021