

# FINANCE DIVISION



*State Ministry of  
Provincial Councils  
and Local  
Government Affairs*

# *Sub Divisions and Main Activities*

## *Accounts & Payment*

- Preparation of Estimates
- Cash Management
- Incur the operational and Development Expenses (Local & Foreign)
- Preparation of Accounts and other financial Reports
- Maintain the relevant Software

## *Supplies & Advance(B)*

- Procurement & all related activities (Including FFPs)
- Provide Physical Assets
- Stores Management
- Payment of Loan and Advances of Officers
- Preparation of Reports & Accounts

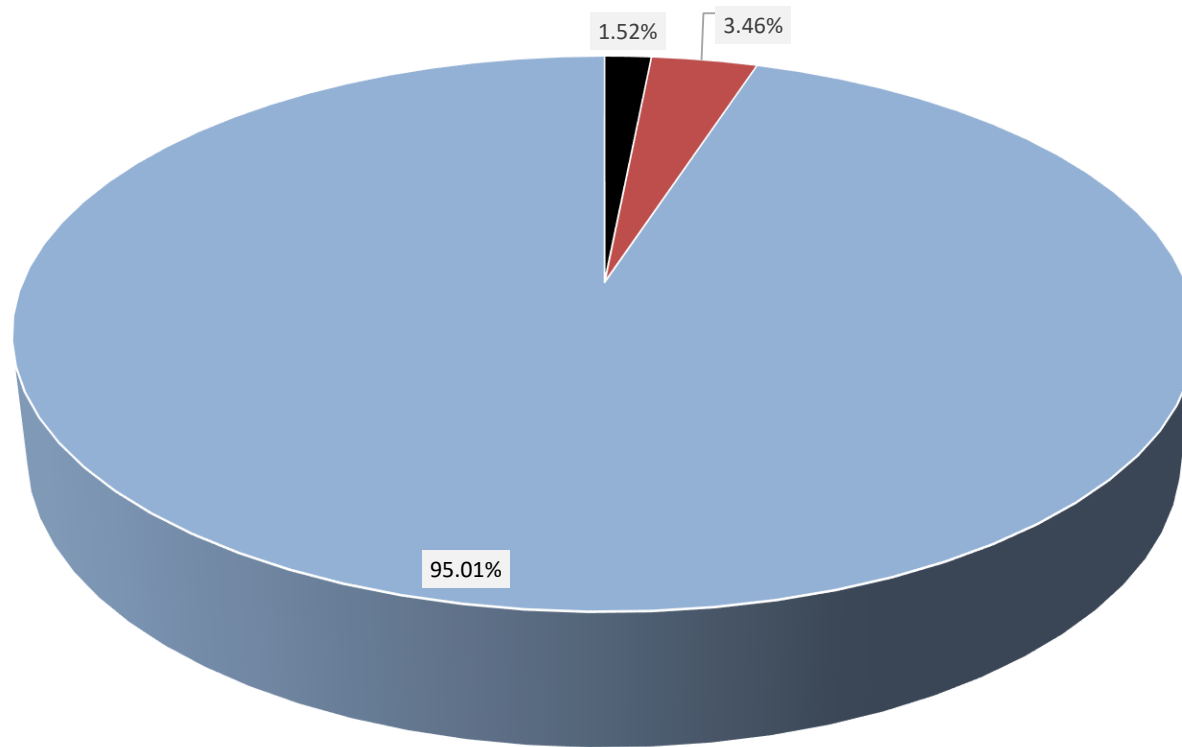
## *Monitoring*

- Preparation of Annual & Monthly reports of PCs & LAs
- Payment of Salaries-PCs
- Reviewing the Financial data of Provincial Councils & LAs
- Assist the PCs & LAs on financial matters
- Introducing a New Accounting System for LAs

# Budget Estimates - 2022

	2022 ( Rs Mn.)		2 <sup>nd</sup> Quarter (Rs, Mn)	
	Recurrent	Capital	Recurrent	Capital
1. Administration Services				
*Minister's office	32.0	2.0	8.67	0.50
*Administration & Establishment Services	276.0	42.0	71.44	8.05
2. Provincial & Regional Development				
- Local Project	300.0	500.0	200.0	220.0
- Foreign Funded Project		21,956.0		5757.50
TOTAL	608.0	22,500.0	280.11	5,986.05
GRAND TOTAL	23,108.0		6,266.16	

# Composition of Provisions (%)

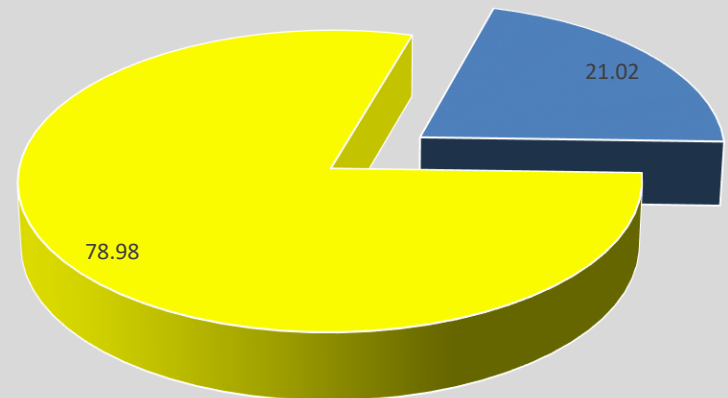


■ Operational ■ Local Projects ■ Foreign Projects

# Financial Progress up to 31 March 2022

	Provision Mn.	Expenditure Mn.	Savings Mn.
*Operational	352	77	275
*Local Projects	800	165	635
*Foreign Projects	21,956	4,616	17,340
Total	23,108	4,858	18,250
		Expenditure	Savings
As a %		21.02	78.98

Overall Progress of the Ministry - 31.03.2022

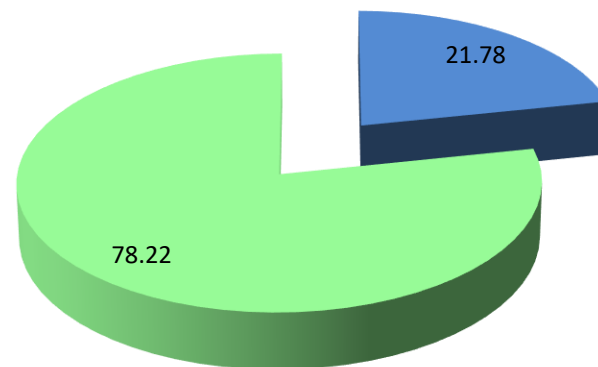


■ Expenditure ■ Savings

# Financial Progress with Bills in Hand

## Financial Progress of the Ministry up to 31.03.2022

	Provisio n Mn.	Expenditure Mn.	Savings Mn.
*Operational	352	77	275
*Local Projects	800	341	459
*Foreign Projects	21,956	4,616	17,340
Total	23,108	5,034	18,074
		Expenditure	Savings
As a %		21.78	78.22



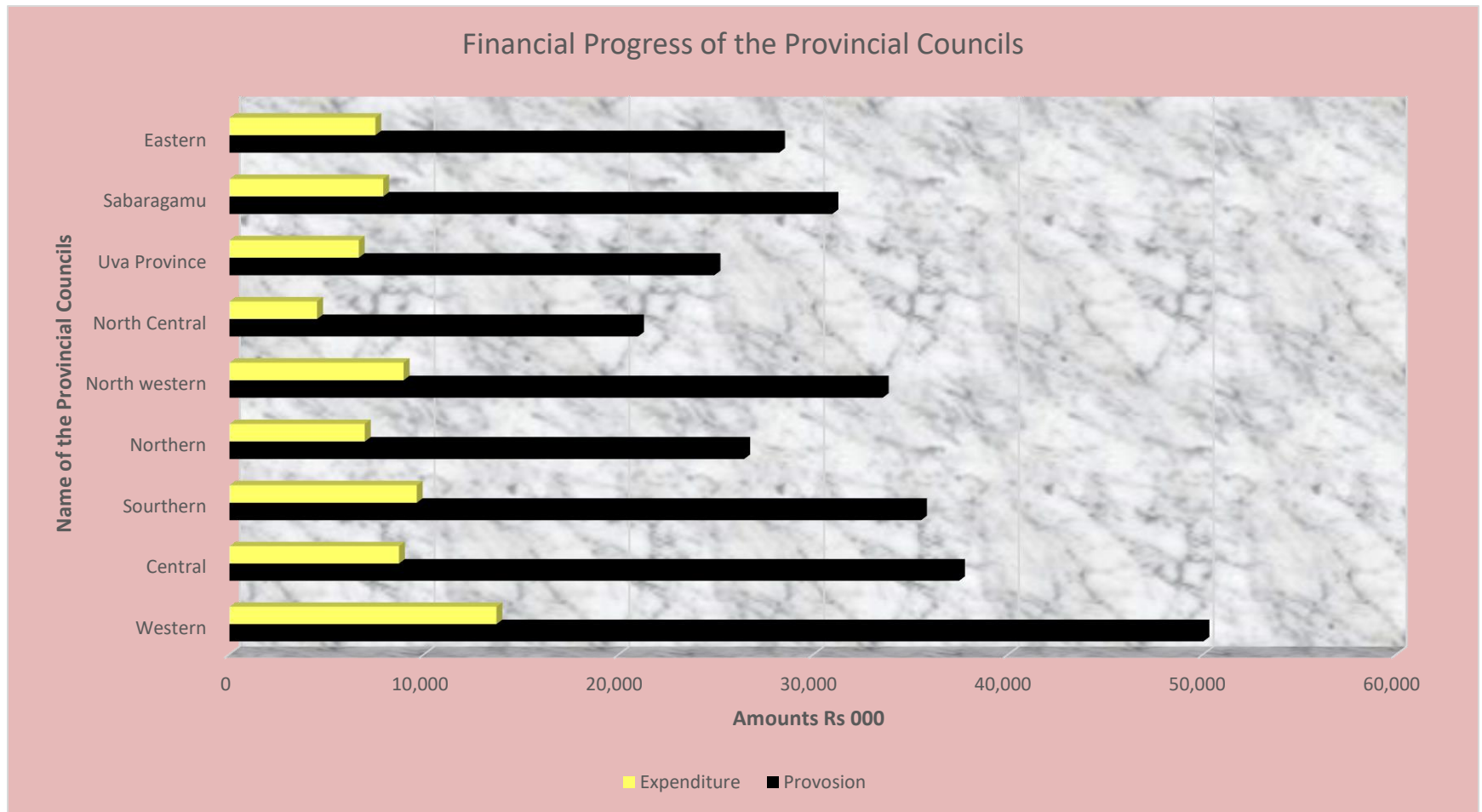
■ Expenditure ■ Savings

# Financial Progress of the Provincial Councils up to 31.03.2022

Rs. Mn.

Provincial Council	Total Budget	Recurrent Budget	Recurrent Expenditure
Western	52,224	50,008	13,707
Central	40,358	37,459	8,702
Southern	38,219	35,507	9,616
Northern	29,636	26,428	6,948
North western	36,230	33,542	8,940
North Central	23,930	20,979	4,498
Uva Province	28,008	24,902	6,639
Sabaragamu	34,012	30,955	7,894
Eastern	31,383	28,220	7,490
<b>Total</b>	<b>314,000</b>	<b>288,000</b>	<b>74,434</b>

# *Financial Progress (Recurrent) of the Provincial Councils*



*Thank  
you*

